

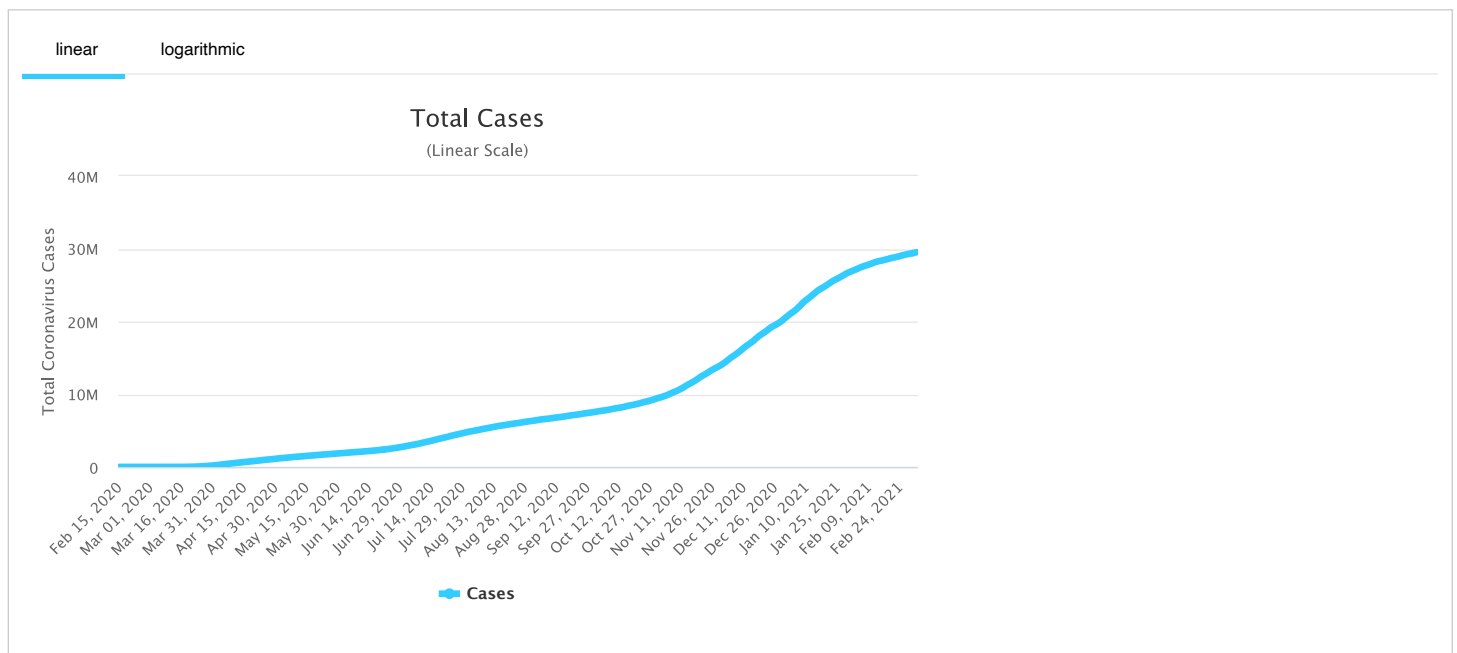
#	USA State <div>↑↓</div>	Total Cases <div>↓↑</div>	New Cases <div>↑↓</div>	Total Deaths <div>↑↓</div>	New Deaths <div>↑↓</div>	Total Recovered <div>↑↓</div>	Active Cases <div>↑↓</div>	Tot Cases/ 1M pop <div>↑↓</div>	Deaths/ 1M pop <div>↑↓</div>	Total Tests
	USA Total	29,526,086		533,636		20,093,442	8,899,008	89,202	1,612	365,0
1	California (/coronavirus/usa/california/)	3,587,903		53,461		1,873,983	1,660,459	90,805	1,353	49,1
2	Texas (/coronavirus/usa/texas/)	2,687,243		44,997		2,471,839	170,407	92,677	1,552	23,3
3	Florida (/coronavirus/usa/florida/)	1,930,232		31,390		1,170,351	728,491	89,871	1,462	22,0
4	New York (/coronavirus/usa/new-york/)	1,709,285		48,309		785,924	875,052	87,865	2,483	38,8
5	Illinois (/coronavirus/usa/illinois/)	1,193,260		22,902		1,098,501	71,857	94,166	1,807	18,3
6	Georgia (/coronavirus/usa/georgia/)	1,017,428		17,750		506,933	492,745	95,826	1,672	7,7
7	Ohio (/coronavirus/usa/ohio/)	974,480		17,346		919,296	37,838	83,367	1,484	10,1

#	USA State	Total Cases	New Cases	Total Deaths	New Deaths	Total Recovered	Active Cases	Tot Cases/ 1M pop	Deaths/ 1M pop	Total Tests
8	Pennsylvania (/coronavirus/usa/pennsylvania/)	946,463		24,326		856,709	65,428	73,931	1,900	10,5
9	North Carolina (/coronavirus/usa/north-carolina/)	868,056		11,399		819,839	36,818	82,766	1,087	10,3
10	Arizona (/coronavirus/usa/arizona/)	821,108		16,185		114,855	690,068	112,809	2,224	4,2
11	New Jersey (/coronavirus/usa/new-jersey/)	802,669		23,491		551,927	227,251	90,368	2,645	10,8
12	Tennessee (/coronavirus/usa/tennessee/)	779,449		11,501		754,465	13,483	114,135	1,684	6,8
13	Indiana (/coronavirus/usa/indiana/)	664,446		12,663		433,563	218,220	98,696	1,881	8,1
14	Michigan (/coronavirus/usa/michigan/)	652,589		16,589		541,258	94,742	65,345	1,661	11,0
15	Massachusetts (/coronavirus/usa/massachusetts/)	586,310		16,285		542,279	27,746	85,065	2,363	16,5
16	Virginia (/coronavirus/usa/virginia/)	581,408		9,357		47,259	524,792	68,116	1,096	7,6
17	Wisconsin (/coronavirus/usa/wisconsin/)	565,808		6,470		551,885	7,453	97,177	1,111	3,2
18	Missouri (/coronavirus/usa/missouri/)	524,393		8,731		326,278	189,384	85,442	1,423	5,5
19	South Carolina (/coronavirus/usa/south-carolina/)	521,563		8,660		N/A	N/A	101,300	1,682	6,0
20	Alabama (/coronavirus/usa/alabama/)	498,076		10,094		295,690	192,292	101,582	2,059	2,4
21	Minnesota (/coronavirus/usa/minnesota/)	487,374		6,589		473,728	7,057	86,419	1,168	7,4
22	Colorado (/coronavirus/usa/colorado/)	433,021		5,974		247,883	179,164	75,194	1,037	2,5
23	Louisiana (/coronavirus/usa/louisiana/)	432,527		9,686		415,954	6,887	93,041	2,084	6,0
24	Oklahoma (/coronavirus/usa/oklahoma/)	426,641		4,534		409,728	12,379	107,820	1,146	3,5
25	Kentucky (/coronavirus/usa/kentucky/)	408,440		4,732		47,992	355,716	91,421	1,059	4,5
26	Maryland (/coronavirus/usa/maryland/)	384,765		7,922		9,691	367,152	63,643	1,310	7,9
27	Utah (/coronavirus/usa/utah/)	373,319		1,965		356,277	15,077	116,445	613	3,8

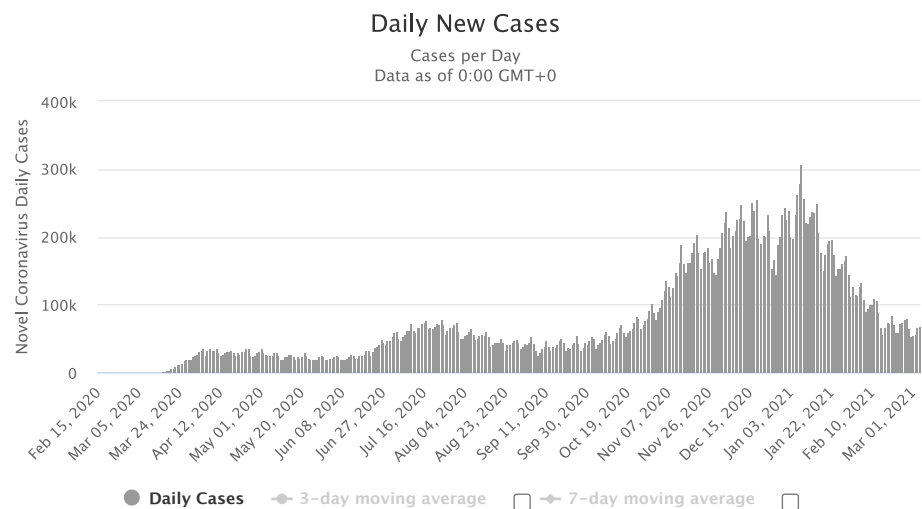
#	USA State	Total Cases	New Cases	Total Deaths	New Deaths	Total Recovered	Active Cases	Tot Cases/ 1M pop	Deaths/ 1M pop	Total Tests
28	Iowa (/coronavirus/usa/iowa/)	365,623		5,536		318,558	41,529	115,884	1,755	4,1
29	Washington (/coronavirus/usa/washington/)	346,269		5,099		170,978	170,192	45,473	670	5,3
30	Arkansas (/coronavirus/usa/arkansas/)	323,756		5,273		314,207	4,276	107,282	1,747	3,1
31	Kansas (/coronavirus/usa/kansas/)	298,197		4,816		N/A	N/A	102,357	1,653	1,2
32	Mississippi (/coronavirus/usa/mississippi/)	296,154		6,764		278,162	11,228	99,509	2,273	2,4
33	Nevada (/coronavirus/usa/nevada/)	295,069		5,005		249,804	40,260	95,797	1,625	2,7
34	Connecticut (/coronavirus/usa/connecticut/)	284,500		7,693		107,218	169,589	79,797	2,158	6,8
35	Nebraska (/coronavirus/usa/nebraska/)	201,973		2,092		156,048	43,833	104,411	1,081	9
36	New Mexico (/coronavirus/usa/new-mexico/)	186,156		3,769		151,708	30,679	88,780	1,797	2,7
37	Idaho (/coronavirus/usa/idaho/)	172,587		1,876		95,524	75,187	96,576	1,050	1,1
38	Oregon (/coronavirus/usa/oregon/)	156,673		2,284		N/A	N/A	37,146	542	3,7
39	West Virginia (/coronavirus/usa/west-virginia/)	132,677		2,309		124,050	6,318	74,032	1,288	2,2
40	Rhode Island (/coronavirus/usa/rhode-island/)	127,727		2,539		7,842	117,346	120,570	2,397	3,0
41	South Dakota (/coronavirus/usa/south-dakota/)	113,065		1,896		109,113	2,056	127,806	2,143	4
42	Montana (/coronavirus/usa/montana/)	100,531		1,375		97,499	1,657	94,062	1,287	1,0
43	North Dakota (/coronavirus/usa/north-dakota/)	100,184		1,448		98,071	665	131,464	1,900	4
44	Delaware (/coronavirus/usa/delaware/)	87,643		1,444		N/A	N/A	90,004	1,483	6
45	New Hampshire (/coronavirus/usa/new-hampshire/)	76,178		1,178		72,809	2,191	56,025	866	1,6
46	Alaska (/coronavirus/usa/alaska/)	56,745		299		N/A	N/A	77,569	409	1,7
47	Wyoming (/coronavirus/usa/wyoming/)	54,685		682		53,481	522	94,487	1,178	6

#	USA State	Total Cases	New Cases	Total Deaths	New Deaths	Total Recovered	Active Cases	Tot Cases/1M pop	Deaths/1M pop	Total Tests
48	Maine (/coronavirus/usa/maine/)	45,227		705		12,827	31,695	33,646	524	1,9
49	District Of Columbia (/coronavirus/usa/district-of-columbia/)	41,014		1,024		29,287	10,703	58,114	1,451	1,2
50	Hawaii (/coronavirus/usa/hawaii/)	27,699		441		N/A	N/A	19,563	311	1,1
51	Vermont (/coronavirus/usa/vermont/)	15,686		207		12,990	2,489	25,138	332	1,0
52	Puerto Rico	183,676		2,053		91,530	90,093	54,231	606	4
53	Guam	7,747		131		7,590	26			1
54	United States Virgin Islands	2,704		25		2,547	132			
55	Northern Mariana Islands	144		2		N/A	N/A			
56	American Samoa	3				3	0			
57	US Military	251,595		300		185,380	65,915			
58	Veteran Affairs	231,484		10,636		215,394	5,454			2,8
59	Federal Prisons	54,472		226		51,783	2,463			1
60	Navajo Nation	29,816		1,194		16,131	12,491			2
61	Grand Princess Ship	122		7		115	0			
62	Wuhan Repatriated	3				3	0			
63	Diamond Princess Ship	46				46	0			
	Total:	29,526,086		533,636		20,093,442	8,899,008	89,202	1,612	365,0

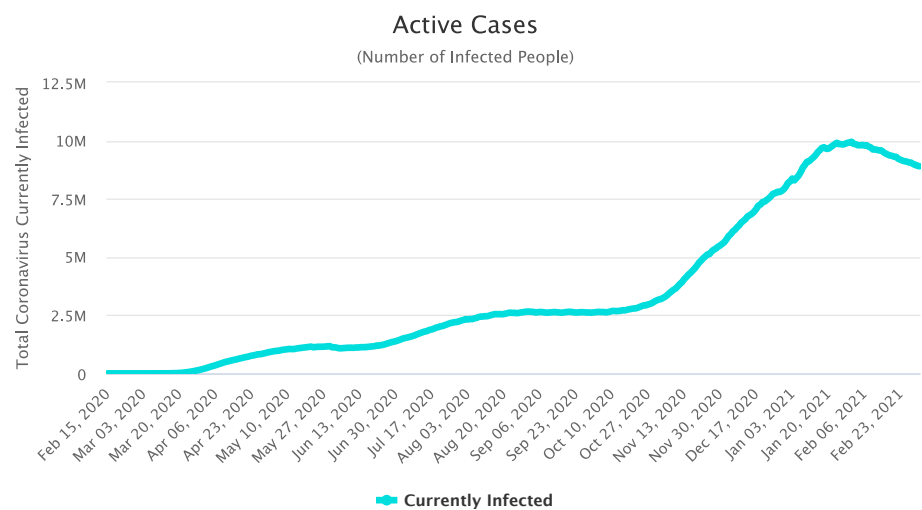
Total Coronavirus Cases in the United States




Daily New Cases in the United States

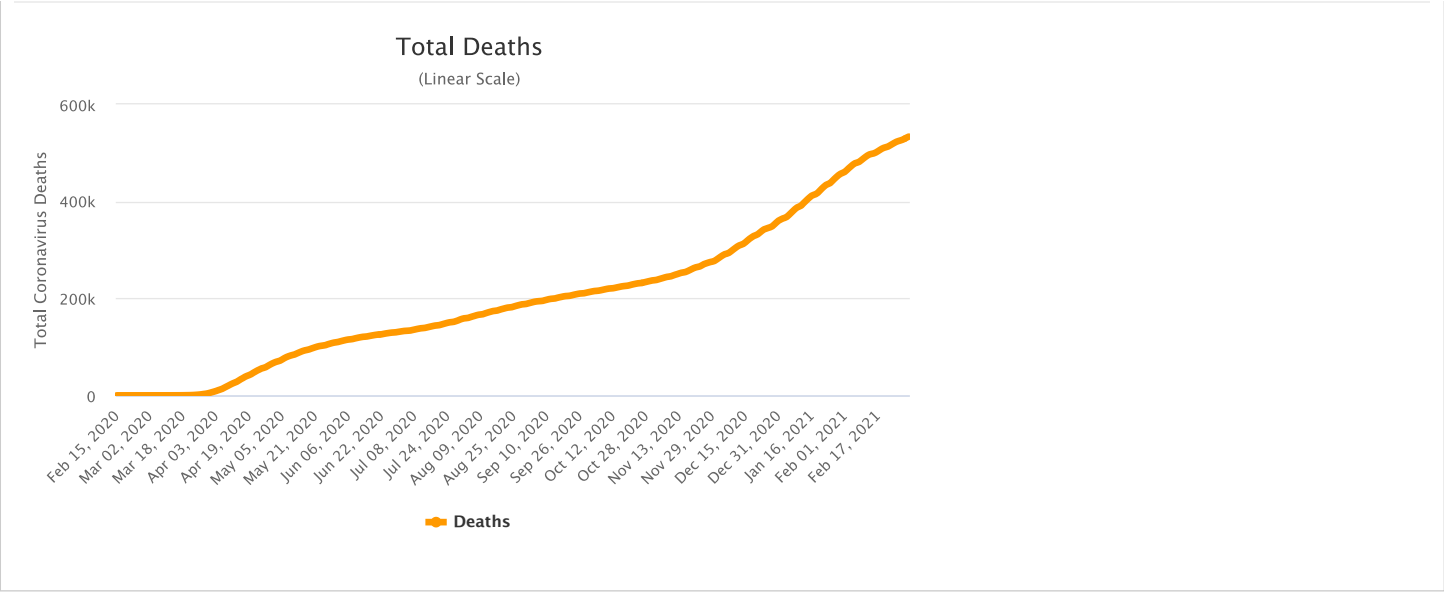


Active Cases in the United States

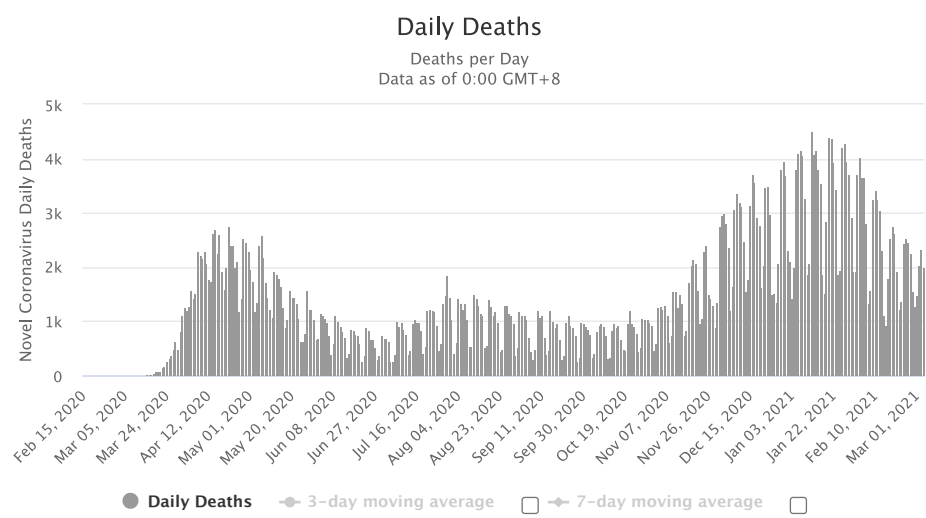


Total Coronavirus Deaths in the United States





Daily New Deaths in the United States



Latest News

March 4 (GMT)

Updates

- 68,321 new cases and 1,993 new deaths in [the United States \(/coronavirus/country/us/\)](#)

March 3

March 2

March 1

February 28

February 27

May 14

May 8

View More News

Historical account of the initial stages of the epidemic in the United States

Content:

- First 20 cases in the United States
- Progression of first suspected cases
- Timeline of initial events
- Sources for the historical account

First 20 cases in the United States

Information collected on the first 20 domestic cases (not including repatriated cases and Diamond Princess cruise ship evacuee cases) is presented in the table below:

State	Cases	Sex	Age	Date	Case #	Location	Source
Oregon	1			Feb. 29	17 th	Washington C.	
Washington	2			Feb. 29	18, 19 th		
	1	M	30s	Jan. 21	1 st	Snohomish	[7]
Illinois	1			Mar. 1	20 th		
	1	M	60s	Jan. 30	6 th	Chicago	[12]
	1	F	60s	Jan. 24	2 nd	Chicago	[8]
California	2	unkn.	unkn.	Jan. 26	3 rd , 4 th	Orange C., L.A.	[9]
	1	M	adult	Jan. 31	7 th	Santa Clara C.	[17][18]
	1	F	unkn.	Feb. 2	9 th	Santa Clara C.	
	1	M	57	Feb. 2	10 th	San Benito C.	
	1	F	57	Feb. 2	11 th	San Benito C.	
	1		65	Feb. 28	16 th	Santa Clara C.	
	1			Feb. 21	13 th	Humboldt C.	
	1			Feb. 21	14 th	Sacramento C.	
	1			Feb. 26	15 th	[Northern California]	
Massachusetts	1	M	20s	Feb. 1	8 th	Boston	[16]
Arizona	1	unkn.	student	Jan. 26	5 th	Maricopa County	
Wisconsin	1			Feb. 5	12 th	Madison	

Patients Under Investigation (PUI) in the United States

CDC in the early stages released information regarding the number of cases and people under investigation that was updated regularly on Mondays, Wednesdays, and Fridays. Below we provide the historical reports that we were able to gather in order to track the progression in the number of suspected cases and US states involved through time in the initial stages

As of Feb. 10:

<i>Number of U.S. States with PUI</i>	<i>36</i>
Positive	12
Negative	318
Pending (specimens awaiting testing)	68
TOTAL	398

As of Feb. 7:

<i>Number of U.S. States with PUI</i>	<i>36</i>
Positive	12
Negative	225
Pending (specimens awaiting testing)	100
TOTAL	337

As of Feb. 5:

<i>Number of U.S. States with PUI</i>	<i>36</i>
Positive	11
Negative	206
Pending (specimens awaiting testing)	76
TOTAL	293

As of Feb. 3:

<i>Number of U.S. States with PUI</i>	<i>36</i>
Positive	11
Negative	167
Pending (specimens awaiting testing)	82
TOTAL	260

As of January 31:

<i>Number of U.S. States with PUI</i>	<i>36</i>
Positive	6
Negative	114
Pending (specimens awaiting testing)	121
TOTAL	241

Previously, as of January 29, there were 92 suspected cases awaiting testing.

<i>Number of U.S. States with PUI</i>	<i>36</i>
---------------------------------------	-----------

Positive of U.S. States with PUI	35
---	-----------

Positive	5
Negative	68
Pending (specimens awaiting testing)	92
TOTAL	165

Timeline of Events

- ▲ On January 31, HHS declared Coronavirus a Public Health Emergency in the US (<https://www.hhs.gov/about/news/2020/01/31/secretary-azar-declares-public-health-emergency-us-2019-novel-coronavirus.html>)
 As of Jan. 31, the Wuhan coronavirus is officially a public health emergency in the United States, Alex Azar, secretary of the US Department of Health and Human Services (HHS), announced at a White House press briefing.
- ▲ On Jan. 31, the U.S. Centers for Disease Control and Prevention (CDC) **issued a federal quarantine for 14 days** affecting the 195 American evacuees from Wuhan, China. Starting Sunday, Feb. 2, U.S. citizens, permanent residents and immediate family who have visited China's Hubei province will undergo a **mandatory 14 days quarantine** and, if they have visited other parts of China, they would be screened at airports and asked to self-quarantine for 14 days. The last time the CDC had issued a quarantine was over 50 years ago in the 1960s, for smallpox.
- ▲ President Donald Trump signed an order on Jan. 31 for the U.S. to **deny entry to foreign nationals who traveled to China** within the preceding two weeks, aside from the immediate family of U.S. citizens.
- On Jan. 30, the CDC had confirmed the **first case of person to person transmission in the U.S.:** ^[12] the husband of the Chicago, Illinois case who had returned from Wuhan, China on Jan. 13 and who tested positive for the virus on Jan. 24).
- CDC stated on Jan. 30 that "It is likely there will be more cases of 2019-nCoV reported in the U.S. in the coming days and weeks, including more person-to-person spread."^[12]
- The virus had been confirmed in **5 states**.
- On Jan. 31, **New York City** health officials vehemently denied the rumor regarding a coronavirus case in the city ^[13]. On Feb. 1, however, the city's health commissioner did report that there was a test being performed on a person under 40 who had returned from China, developed matching symptoms, and tested negative to the seasonal flu.
- Most US patients had recently visited Wuhan.**
- All of the first five U.S. cases were described as **mild**.
- A study on the first US case of novel coronavirus detailed mild symptoms followed by pneumonia (https://www.cnn.com/2020/01/31/health/washington-coronavirus-study-nejm/index.html?utm_term=.link&utm_medium=social&utm_content=2020-02-01T00)

U.S. Airlines suspended ALL flights between the U.S. and China

On Friday, January 31, Delta, American and United announced they would temporarily suspend all of their mainland China flights in response to the coronavirus outbreak.^[14]

Prior to this January 31 announcement:

- UNITED AIRLINES**
 on Jan. 28 had announced it would cut 24 flights between the U.S. and China for the first week of February.
- AMERICAN AIRLINES**
 on Jan. 29 had announced it would suspend flights from Los Angeles to Shanghai and Beijing from Feb. 9 through March 27, 2020. It will maintain its flight schedules (10 daily A/R) from Dallas-Fort Worth to Shanghai and Beijing, as well as from Los Angeles and Dallas-Fort Worth to Hong Kong.
- DELTA**
 had not adjusted its schedule of direct flights from the U.S. to China. It is the only airline with direct flights to not take action so far.

The White House was considering issuing a ban on flights between the United States and China, as of late Jan. 28^[11]. Italy has announced on January 31 that it was suspending all flights to and from China following the first 2 cases of coronavirus in Italy.

Travel Alert: Do Not Travel to China

- The U.S. State Department on January 30 issued a **Level 4: Do Not Travel to China Alert** (<https://travel.state.gov/content/travel/en/traveladvisories/traveladvisories/china-travel-advisory.html>) ^[4] (the highest level of alert).
- Previously, on January 29, the advisory was set at a lower "Level 3: Reconsider Travel" advising not to travel to Hubei Province: (Level 4) and reconsider travel to the remainder of China (Level 3).
- The CDC on Jan. 28 issued a Level 3 Warning (<https://wwwnc.cdc.gov/travel/notices/warning/novel-coronavirus-china>), recommending that travelers **avoid all nonessential travel to China** ^[5].

Screening incoming passengers at 20 airports in the U.S.

On January 17, the CDC announced that 3 airports in the United States would begin screening incoming passengers from China: SFO, JFK, and LAX ^[6] Other 2 airports were added subsequently, and on January 28, the U.S. Department of Health and Human Services (HHS) announced that 15 additional U.S. airports (bringing the total to 20) would begin screening incoming travelers from China.

Below is the complete list of airports where screening for the 2019 Novel Coronavirus (2019-nCoV) is in place:

- Los Angeles International (LAX)
- San Francisco International (SFO)
- Chicago O'Hare
- New York JFK
- Atlanta Hartsfield-Jackson International
- Houston George Bush Intercontinental
- Dallas-Fort Worth International
- San Diego International
- Seattle-Tacoma International
- Honolulu International
- Anchorage Ted Stevens International
- Minneapolis-St. Paul International
- Detroit Metropolitan
- Miami International
- Washington Dulles International
- Philadelphia International
- Newark Liberty International
- Boston Logan International
- El Paso International
- Puerto Rico's San Juan Airport

Sources for the historical account

1. Novel Coronavirus (2019-nCoV) situation reports (<https://www.who.int/emergencies/diseases/novel-coronavirus-2019/situation-reports/>) - World Health Organization (<https://www.who.int/>) (WHO)
2. 2019 Novel Coronavirus (2019-nCoV) in the U.S (<https://www.cdc.gov/coronavirus/2019-ncov/cases-in-us.html>) - U.S. Centers for Disease Control and Prevention (<https://www.cdc.gov/>) (CDC)
3. Symptoms of Novel Coronavirus (2019-nCoV) (<https://www.cdc.gov/coronavirus/2019-ncov/about/symptoms.html>) - CDC
4. China Travel Advisory (<https://travel.state.gov/content/travel/en/traveladvisories/traveladvisories/china-travel-advisory.html>) - U.S. State Department, accessed January 31, 2020.

5. Novel Coronavirus in China - Warning - Level 3, Avoid Nonessential Travel (<https://wwwnc.cdc.gov/travel/notices/warning/novel-coronavirus-china>) - CDC, January 28, 2020.
6. Public Health Screening to Begin at 3 U.S. Airports for 2019 Novel Coronavirus ("2019-nCoV") (<https://www.cdc.gov/media/releases/2020/p0117-coronavirus-screening.html>) - CDC January 17, 2020
7. First Travel-related Case of 2019 Novel Coronavirus Detected in United States (<https://www.cdc.gov/media/releases/2020/p0121-novel-coronavirus-travel-case.html>) - CDC, January 21, 2020
8. Second Travel-related Case of 2019 Novel Coronavirus Detected in United States (<https://www.cdc.gov/media/releases/2020/p0124-second-travel-coronavirus.html>) - CDC, January 24, 2020
9. CDC confirms additional cases of 2019 Novel Coronavirus in United States (<https://www.cdc.gov/media/releases/2020/s0126-coronavirus-new-cases.html>) - CDC, January 26, 2020
10. 2019 Novel Coronavirus (2019-nCoV) in the U.S. (<https://www.cdc.gov/coronavirus/2019-ncov/cases-in-us.html>) - CDC, Updated January 29, 2020
11. White House considers ban on flights to China amid coronavirus outbreak (<https://eu.usatoday.com/story/travel/news/2020/01/28/white-house-considers-ban-china-flights-amid-coronavirus-outbreak/4602839002/>) - USA Today, Jan. 28, 2020
12. CDC Confirms Person-to-Person Spread of New Coronavirus in the United States (<https://www.cdc.gov/media/releases/2020/p0130-coronavirus-spread.html>) - CDC Press Release, Jan. 30, 2020
13. NYC Officials Deny Report Of Coronavirus Amid Confusion (<https://www.forbes.com/sites/sergeiklebnikov/2020/01/31/nyc-officials-deny-report-of-coronavirus-amid-confusion/#351e47b5652c>) - Forbes, Jan. 31, 2020
14. Delta, American, United to suspend all China mainland flights as coronavirus crisis grows (<https://eu.usatoday.com/story/travel/2020/01/31/coronavirus-china-flight-ban-delta-cuts-all-flights-white-house/4620989002/>) - USA Today, Jan. 31, 2020
15. Secretary Azar Declares Public Health Emergency for United States for 2019 Novel Coronavirus (<https://www.hhs.gov/about/news/2020/01/31/secretary-azar-declares-public-health-emergency-us-2019-novel-coronavirus.html>) - U.S. Department of Health and Human Services (HHS), Jan. 31, 2020
16. Man returning from Wuhan, China is first case of 2019 Novel Coronavirus confirmed in Massachusetts (<https://www.mass.gov/news/man-returning-from-wuhan-china-is-first-case-of-2019-novel-coronavirus-confirmed-in>) - Massachusetts Department of Public Health, Feb. 1, 2020
17. County of Santa Clara Public Health Department Reports First Case of Novel (new) Coronavirus (<https://www.sccgov.org/sites/phd/news/Pages/novel-coronavirus-1-31-2020.aspx>) - Santa Clara County Public Health, Jan. 31, 2020
18. Coronavirus: First case confirmed in Santa Clara County (<https://www.mercurynews.com/2020/01/31/santa-clara-coronavirus/>) - Mercury News, Jan. 31, 2020

Countries:

- **China** (</coronavirus/country/china/>)
- **South Korea** (</coronavirus/country/south-korea/>)
- **Iran** (</coronavirus/country/iran/>)
- **Italy** (</coronavirus/country/italy/>)
- **Spain** (</coronavirus/country/spain/>)
- **France** (</coronavirus/country/france/>) (</coronavirus/country/france/>)
- **United States** (</coronavirus/country/us/>)

Coronavirus Worldometer Sections:

- **Coronavirus Update** (</coronavirus/>)
- **Cases** (</coronavirus/coronavirus-cases/>)
- **Deaths** (</coronavirus/coronavirus-death-toll/>)
- **Mortality Rate** (</coronavirus/coronavirus-death-rate/>)
- **Transmission Rate** (</coronavirus/#repro>)
- **Incubation Period** (</coronavirus/coronavirus-incubation-period/>)
- **Age, Sex, Demographics** (</coronavirus/coronavirus-age-sex-demographics/>)
- **Symptoms** (</coronavirus/coronavirus-symptoms/>)
- **Countries with cases: basic list** (</coronavirus/countries-where-coronavirus-has-spread/>) - **detailed list** (</coronavirus/#countries>)
- **Expert Opinions** (</coronavirus/coronavirus-expert-opinions/>)
- **Cases in the US** (</coronavirus/usa-coronavirus/>)

worldometer (/)

[about \(/about/\)](#) | [faq \(/faq/\)](#) | [languages \(/languages/\)](#) | [contact \(/contact/\)](#) | [report coronavirus cases \(/report_us/\)](#)



[\(/newsletter-subscribe/\)](#)



[\(/https://twitter.com/Worldometers\)](https://twitter.com/Worldometers)



[\(/https://www.facebook.com/Worldometers.info\)](https://www.facebook.com/Worldometers.info)